

Recombinant Human EGF

Catalog#:AC13076 Derived from E.coli

Description:

Recombinant Human Epidermal Growth Factor is produced by our E.coli expression system and the target gene encoding Asn971-Arg1023 is expressed.

Accession#:P01133

Known as: Pro-Epidermal Growth Factor; EGF; Epidermal Growth Factor; Urogastrone.

Formulation:

Lyophilized from a 0.2 μ m filtered solution of 20mM Tris, 200mM NaCl, pH 8.0.

Shipping:

The product is shipped at ambient temperature.

Upon receipt, store it immediately at the temperature listed below.

Storage:

Lyophilized protein should be stored at $\leq -20^{\circ}\text{C}$, stable for one year after receipt. Reconstituted protein solution can be stored at $2-8^{\circ}\text{C}$ for 2-7 days.

Aliquots of reconstituted samples are stable at $\leq -20^{\circ}\text{C}$ for 3 months.

Reconstitution:

Always centrifuge tubes before opening. Do not mix by vortex or pipetting.

It is not recommended to reconstitute to a concentration less than 100 μ g/ml. Dissolve the lyophilized protein in distilled water.

Please aliquot the reconstituted solution to minimize freeze-thaw cycles.

Quality Control:

产品仅供科研!



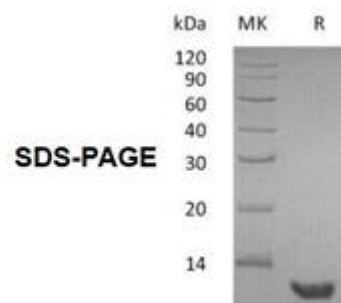
Mol Mass:6.2 KDa **AP Mol Mass:**11 KDa, reducing conditions.

Purity: Greater than 95% as determined by reducing SDS-PAGE.

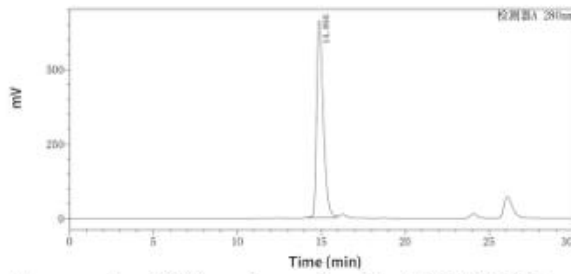
Endotoxin: Less than 0.001 ng/μg (0.01 EU/μg) as determined by LAL test.

Background:

Epidermal growth factor (EGF) is a small 53 amino acid residue long protein that contains three disulfide bridges. It is a small mitogenic protein that is thought to be involved in mechanisms such as normal cell growth, oncogenesis, and wound healing. EGF stimulates the growth of various epidermal and epithelial tissues in vivo and in vitro and of some fibroblasts in cell culture. This protein shows both strong sequential and functional homology with human type-alpha transforming growth factor (hTGF alpha), which is a competitor for EGF receptor sites.

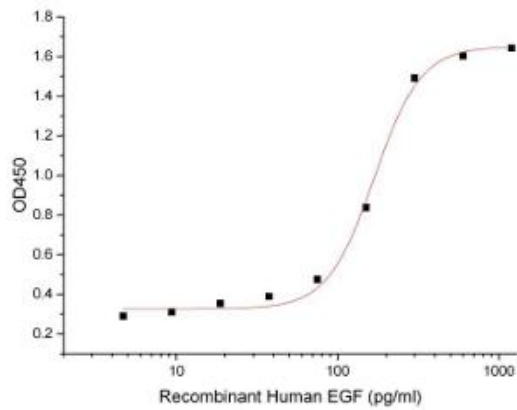


Purity-SEC-HPLC:



Greater than 95% as determined by SEC-HPLC.

Bioactivity-Cell Based Assay:



Measured in a cell proliferation assay using BALB/c 3T3 cells. The ED50 for this effect is 60-450 pg/ml.